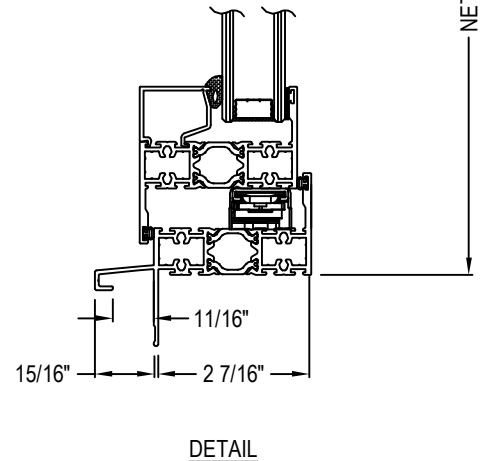
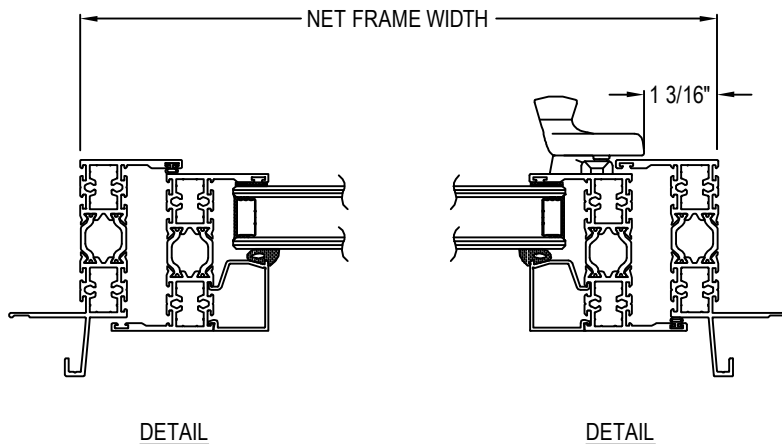
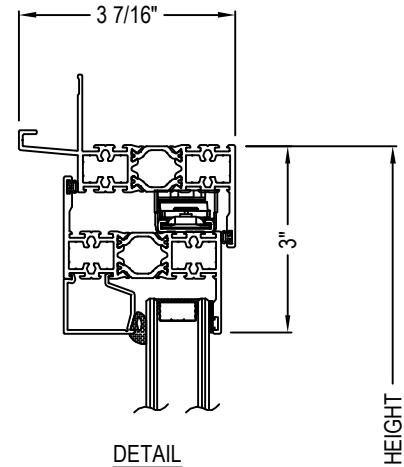


☒ SELECT DESIRED FINISH:

- ☐ CLEAR ANODIZED CLASS
- ☐ BRONZE ANODIZED CLASS
- ☐ STANDARD WHITE
- ☐ TWO-TONE FINISHES AVAILABLE
- ☐ WOOD GRAIN FINISHES AVAILABLE
- ☐ CUSTOM ANODIZED  
(SPECIFY CUSTOM COLOR \_\_\_\_\_)
- ☐ CUSTOM 70% KYNAR PAINT  
(SPECIFY CUSTOM COLOR \_\_\_\_\_)

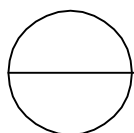


**FEATURES**

- 2 1/2" FRAMES WITH MITERED CORNERS
- EXTERIOR GLAZED
- FIXED, CASEMENT AND AWNING CONFIGURATIONS

**NOTES:**

1. INSTALLATION TO BE COMPLETED IN ACCORDANCE WITH MANUFACTURER'S SPECIFICATIONS.
2. DO NOT SCALE DRAWING.
3. THIS DRAWING IS INTENDED FOR USE BY ARCHITECTS, ENGINEERS, CONTRACTORS, CONSULTANTS AND DESIGN PROFESSIONALS FOR PLANNING PURPOSES ONLY. THIS DRAWING MAY NOT BE USED FOR CONSTRUCTION.
4. ALL INFORMATION CONTAINED HEREIN WAS CURRENT AT THE TIME OF DEVELOPMENT BUT MUST BE REVIEWED AND APPROVED BY THE PRODUCT MANUFACTURER TO BE CONSIDERED ACCURATE.
5. ADDITIONAL INFORMATION (MAY NOT BE VISIBLE) AVAILABLE IN MODEL SPACE.
6. CONTRACTOR'S NOTE: FOR PRODUCT AND COMPANY INFORMATION VISIT [www.CADdetails.com/info](http://www.CADdetails.com/info) AND ENTER REFERENCE NUMBER 4461-051



**SERIES 6000 WINDOWS**

SERIES 6000 WINDOWS: STANDARD NAIL ON - CASEMENT WITH CAM HANDLE, CONCEALED HINGES