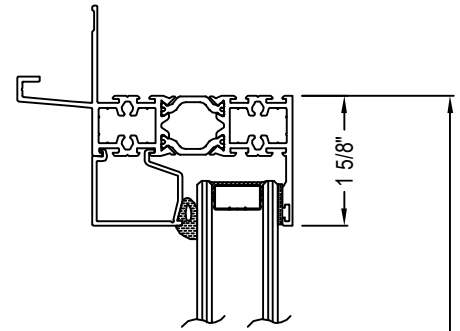
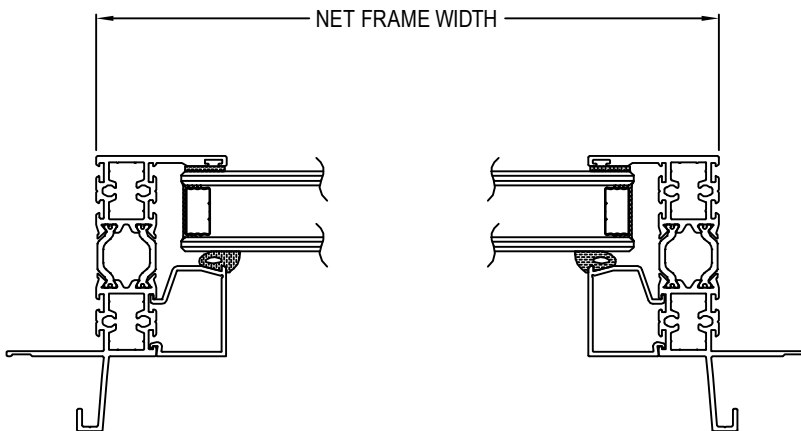


☒ SELECT DESIRED FINISH:

- ☐ CLEAR ANODIZED CLASS
☐ BRONZE ANODIZED CLASS
☐ STANDARD WHITE
☐ TWO-TONE FINISHES AVAILABLE
☐ WOOD GRAIN FINISHES AVAILABLE
☐ CUSTOM ANODIZED
(SPECIFY CUSTOM COLOR _____)
☐ CUSTOM 70% KYNAR PAINT
(SPECIFY CUSTOM COLOR _____)

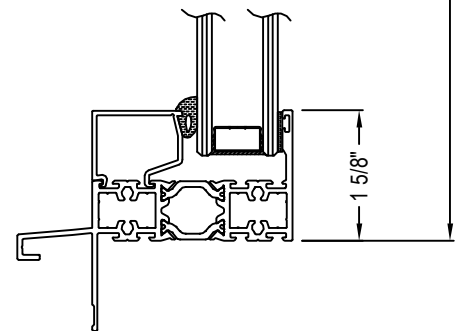


DETAIL



DETAIL

DETAIL



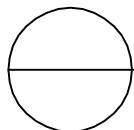
DETAIL

FEATURES

- 2 1/2" FRAMES WITH MITERED CORNERS
- EXTERIOR GLAZED
- FIXED, CASEMENT AND AWNING CONFIGURATIONS

NOTES:

1. INSTALLATION TO BE COMPLETED IN ACCORDANCE WITH MANUFACTURER'S SPECIFICATIONS.
2. DO NOT SCALE DRAWING.
3. THIS DRAWING IS INTENDED FOR USE BY ARCHITECTS, ENGINEERS, CONTRACTORS, CONSULTANTS AND DESIGN PROFESSIONALS FOR PLANNING PURPOSES ONLY. THIS DRAWING MAY NOT BE USED FOR CONSTRUCTION.
4. ALL INFORMATION CONTAINED HEREIN WAS CURRENT AT THE TIME OF DEVELOPMENT BUT MUST BE REVIEWED AND APPROVED BY THE PRODUCT MANUFACTURER TO BE CONSIDERED ACCURATE.
5. ADDITIONAL INFORMATION (MAY NOT BE VISIBLE) AVAILABLE IN MODEL SPACE.
6. CONTRACTOR'S NOTE: FOR PRODUCT AND COMPANY INFORMATION VISIT www.CADdetails.com/info AND ENTER REFERENCE NUMBER 4461-016



SERIES 6000 WINDOWS

SERIES 6000 WINDOWS: STANDARD NAIL ON - FIXED