



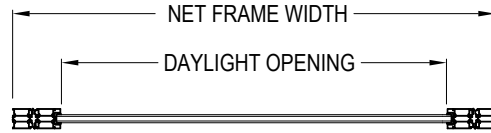
# ALL WEATHER

ARCHITECTURAL ALUMINUM

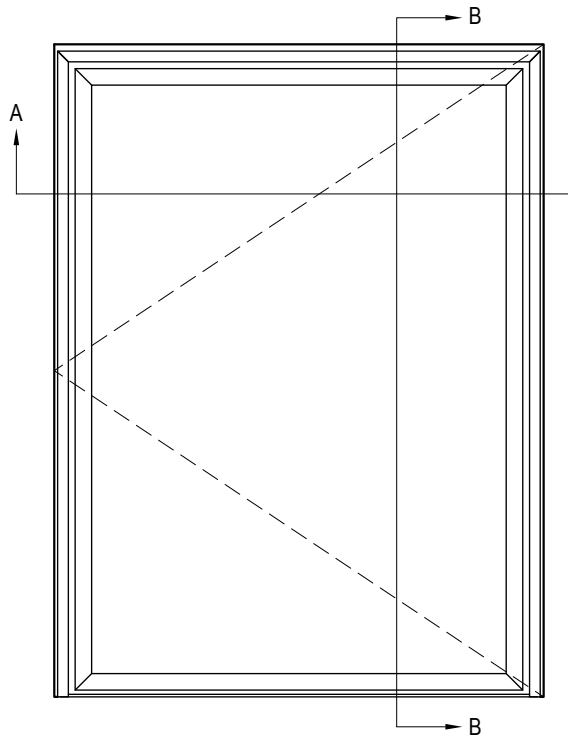
ALL WEATHER ARCHITECTURAL ALUMINUM  
 777 ALDRIDGE ROAD  
 VACAVILLE, CA 95688  
 PHONE: (707) 452-1600  
 FAX: (707) 452-1616  
 www.allweatheraa.com

SELECT DESIRED FINISH:

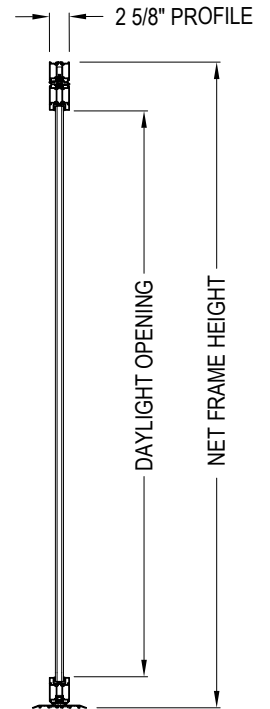
- CLEAR ANODIZED CLASS 1
- DARK BRONZE ANODIZED CLASS 1
- CLEAR ANODIZED EFFECT POWDER COAT
- BLACK ANODIZED EFFECT POWDER COAT



SECTION A-A



EXTERIOR ELEVATION



SECTION B-B

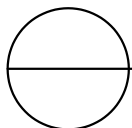
**FEATURES**

- 2 5/8" PROFILE
- 2 15/16" THICK PANEL
- 3/8" SURFACE TRACK
- 1 1/4" OA - TEMPERED IGU
- THERMALLY BROKEN FRAME - THERMAL STRUT SYSTEM
- 6063-T6 EXTRUDED ALUMINUM FOR STRENGTH AND DURABILITY

MIN. VALUES	MAX VALUES
WIDTH x HEIGHT	WIDTH x HEIGHT
40" x 60"	60" x 144"

**NOTES:**

1. INSTALLATION TO BE COMPLETED IN ACCORDANCE WITH MANUFACTURER'S SPECIFICATIONS.
2. DO NOT SCALE DRAWING.
3. THIS DRAWING IS INTENDED FOR USE BY ARCHITECTS, ENGINEERS, CONTRACTORS, CONSULTANTS AND DESIGN PROFESSIONALS FOR PLANNING PURPOSES ONLY. THIS DRAWING MAY NOT BE USED FOR CONSTRUCTION.
4. ALL INFORMATION CONTAINED HEREIN WAS CURRENT AT THE TIME OF DEVELOPMENT BUT MUST BE REVIEWED AND APPROVED BY THE PRODUCT MANUFACTURER TO BE CONSIDERED ACCURATE.
5. CONTRACTOR'S NOTE: FOR PRODUCT AND COMPANY INFORMATION VISIT [www.CADdetails.com/info](http://www.CADdetails.com/info) AND ENTER REFERENCE NUMBER 4461-109.



## SERIES 7200 DOORS - PIVOTING

ADA SILL - PIVOTING HL 2-5/8" PROFILE