



ALL WEATHER
ARCHITECTURAL ALUMINUM

ALL WEATHER ARCHITECTURAL ALUMINUM

777 ALDRIDGE ROAD
VACAVILLE, CA 95688

P: 707.452.1600

F: 707.452.1616

www.allweatheraa.com

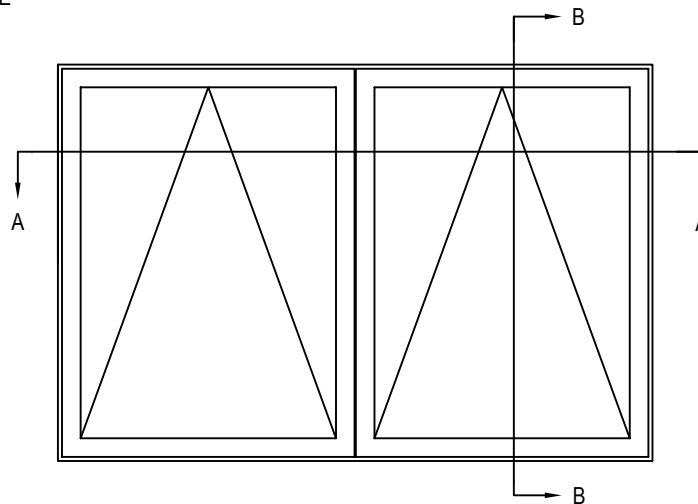
☒ SELECT DESIRED FINISH:

☐ CLEAR ANODIZED CLASS

☐ DARK BRONZE ANODIZED CLASS

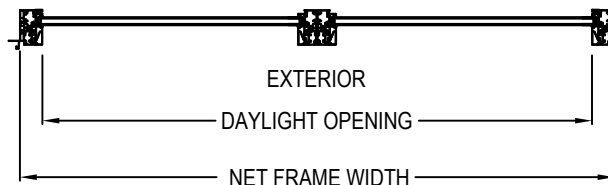
☐ STANDARD WHITE

☐ SPLIT FINISH

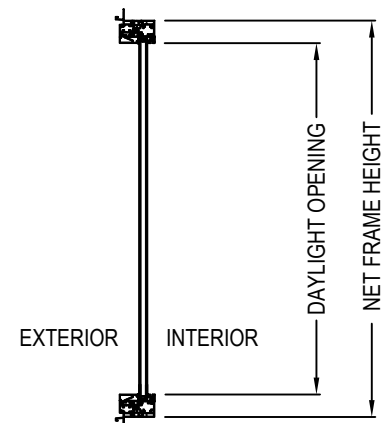


ELEVATION

INTERIOR



SECTION A-A



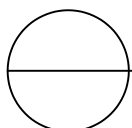
SECTION B-B

FEATURES

- 3 3/4" FRAME WITH MITERED CORNERS
- FIXED, CASEMENT, AWNING & COMBINATION CONFIGURATIONS
- MAX CASEMENT SIZE: 48" X 96"
- MAX FIXED LITE SIZE: 60 SQUARE FEET
- THERMALLY BROKEN FRAME - THERMAL STRUT SYSTEM.

NOTES:

1. INSTALLATION TO BE COMPLETED IN ACCORDANCE WITH MANUFACTURER'S SPECIFICATIONS.
2. DO NOT SCALE DRAWING.
3. THIS DRAWING IS INTENDED FOR USE BY ARCHITECTS, ENGINEERS, CONTRACTORS, CONSULTANTS AND DESIGN PROFESSIONALS FOR PLANNING PURPOSES ONLY. THIS DRAWING MAY NOT BE USED FOR CONSTRUCTION.
4. ALL INFORMATION CONTAINED HEREIN WAS CURRENT AT THE TIME OF DEVELOPMENT BUT MUST BE REVIEWED AND APPROVED BY THE PRODUCT MANUFACTURER TO BE CONSIDERED ACCURATE.
5. ADDITIONAL INFORMATION (MAY NOT BE VISIBLE) AVAILABLE IN MODEL SPACE.
6. CONTRACTOR'S NOTE: FOR PRODUCT AND COMPANY INFORMATION VISIT www.CADdetails.com/info AND ENTER REFERENCE NUMBER 4461-104



SERIES 6100 WINDOWS

STANDARD NAIL ON - AWNING - AWNING WITH ENCORE HARDWARE